

CLICK IN SCREW

Click IN Fixing System



Click IN Screw forms half of the revolutionary Click IN Fixing system for Window & Door Installation.

Designed to be fixed into Window Frames, reveals, or embedded in to openings, the Click IN fixing system allows rapid, repeatable and easy installation.




- ✚ Removes traditional constraints associated with window installation
- ✚ No packers or shims required for most applications
- ✚ No fixings through internal finishes
- ✚ Levels adjustable post installation
- ✚ Commercial, Residential & Retrofit Windows can all utilise Click IN Fixing System
- ✚ Perfect for Modular Construction



Technical Details

Material:	C1022
Hardness:	Surface HV450-800, Core HV320-450
Surface Treatment:	Bright Zinc Plated (FZB) min 5 my
Bending Angle:	More than 15° before breaking
Tork:	TX30
Thread:	For Timber (Steel & Concrete also available)

Important Information

-  Must be used with Click Brick to form Click IN Fixing System
-  Static Load 3.02kN per Click IN Fixing Set (EN 1628:2021)
-  Pre-Drilling is recommended prior to installation of Click IN Fixing Screw

Forms part of Click IN Systems™ Window Installation Methodology

Delivery Form

Code	Width	Units/Box	kg/box	Qty
CIKIT50/90/R	N/A	90	1.68	1